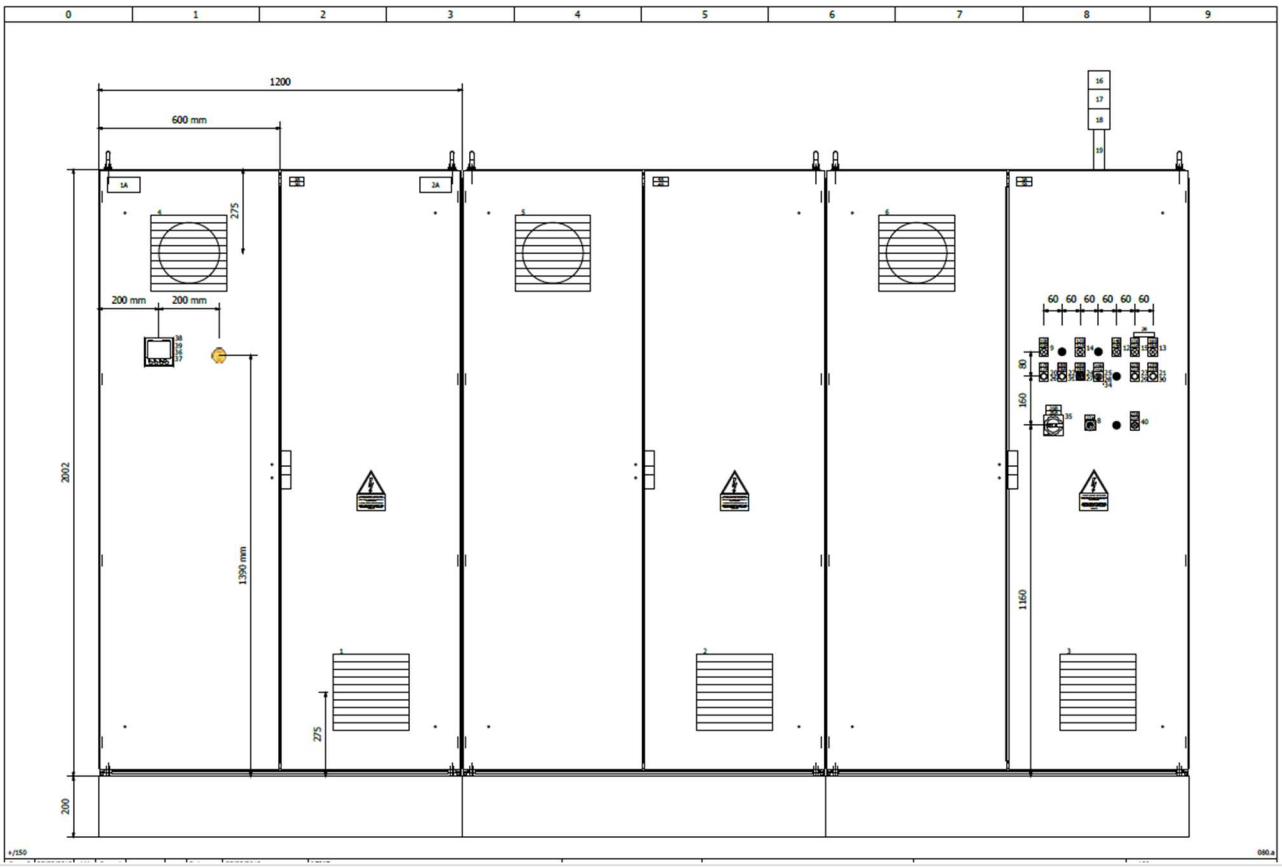
1200
600 mm
275
200 mm
200 mm
2002
1390 mm
275
200
60 60 60 60 60 60
80
160
1160

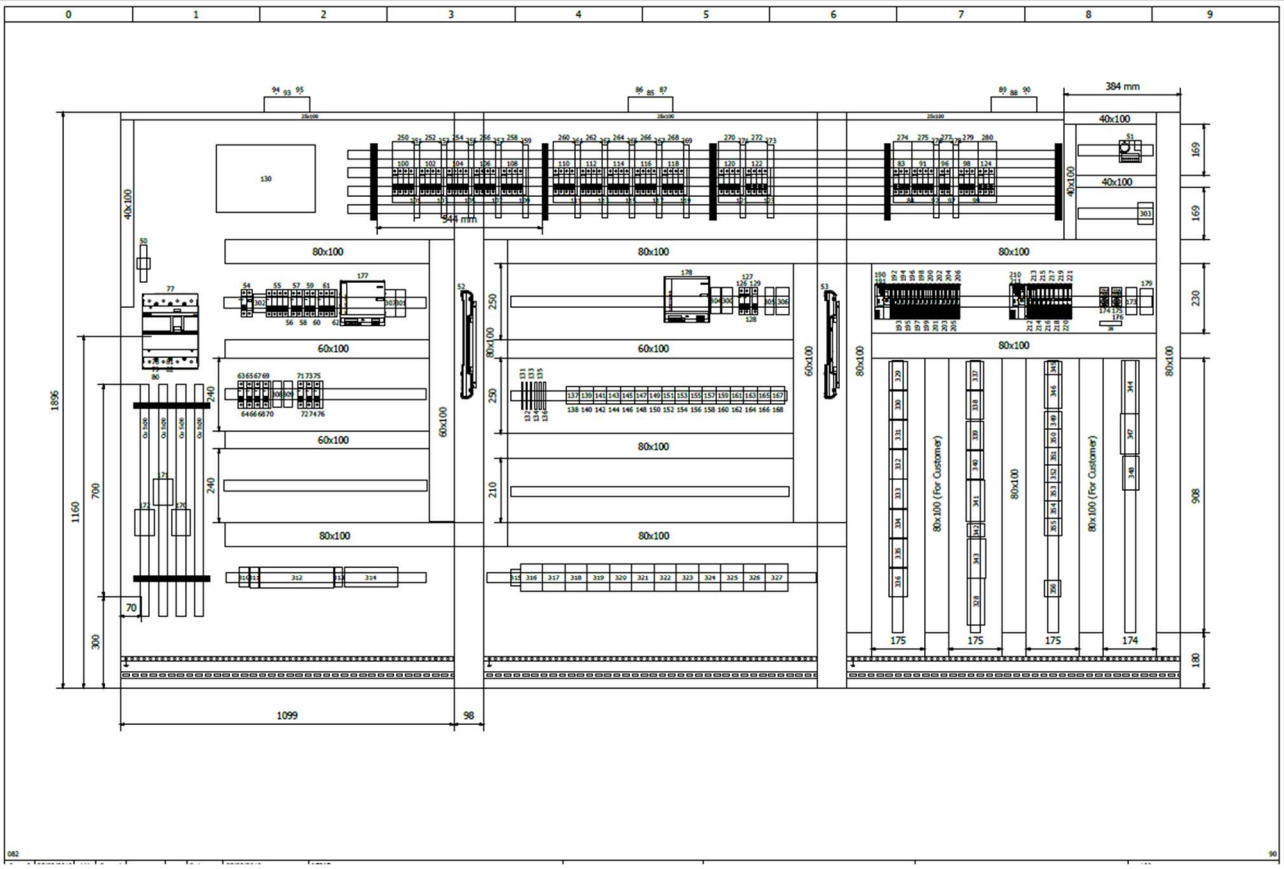
384 mm
40x100
40x100
40x100
169
169
544 mm
80x100
60x100
230
250
210
240
1896
1160
700
300
70
80x100 (For Customer)
908
180
175
174
1099
98

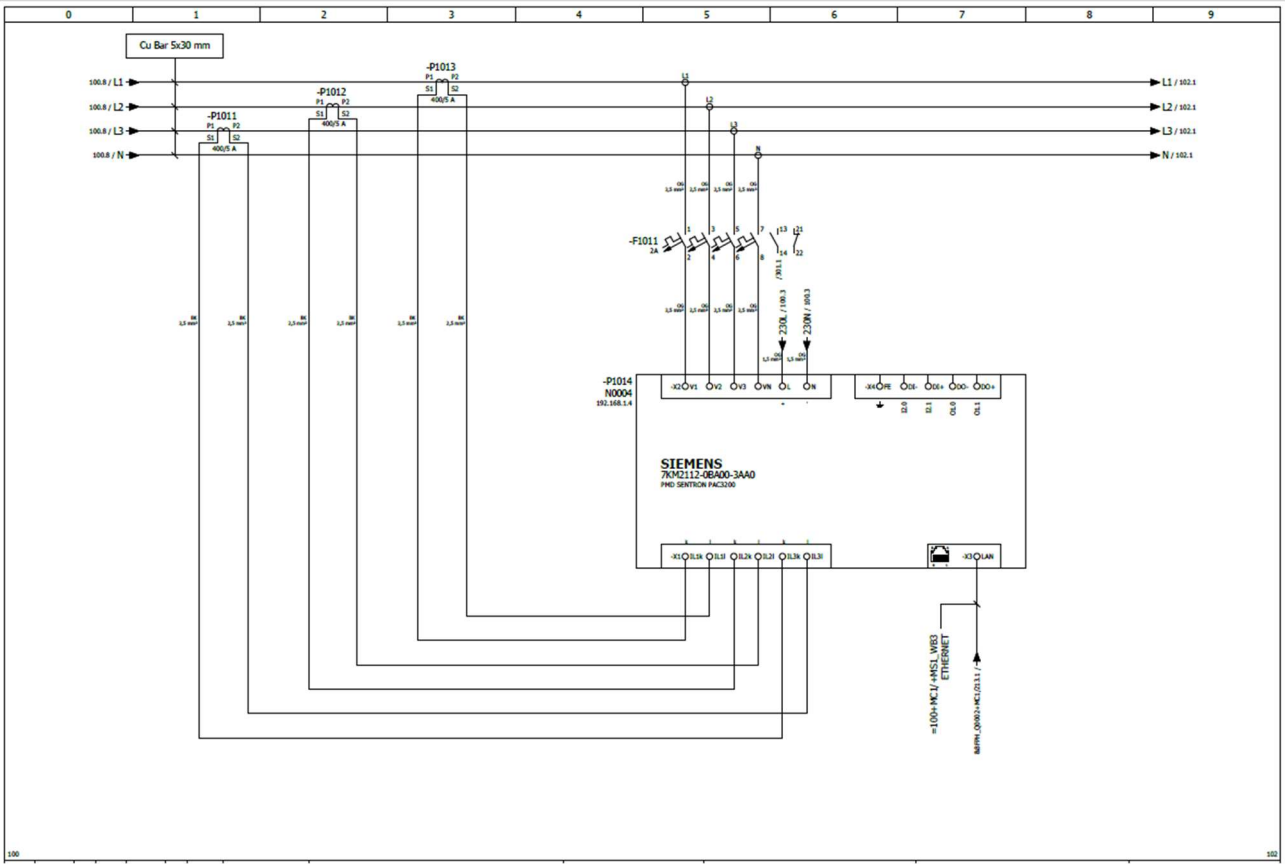
Cu Bar 5x30 mm
100.8 / L1
100.8 / L2
100.8 / L3
100.8 / N
-P1011
-P1012
-P1013
400/5 A
-F1011
2A
-230L / 100.3
-230N / 100.3
-P1014
N0004
192.168.1.4
SIEMENS
7KM2112-0BA00-3AA0
PMD SENTRON PAC3200
=100+MC1/+MS1_WB3
ETHERNET
L1 / 102.1
L2 / 102.1
L3 / 102.1
N / 102.1
100
102

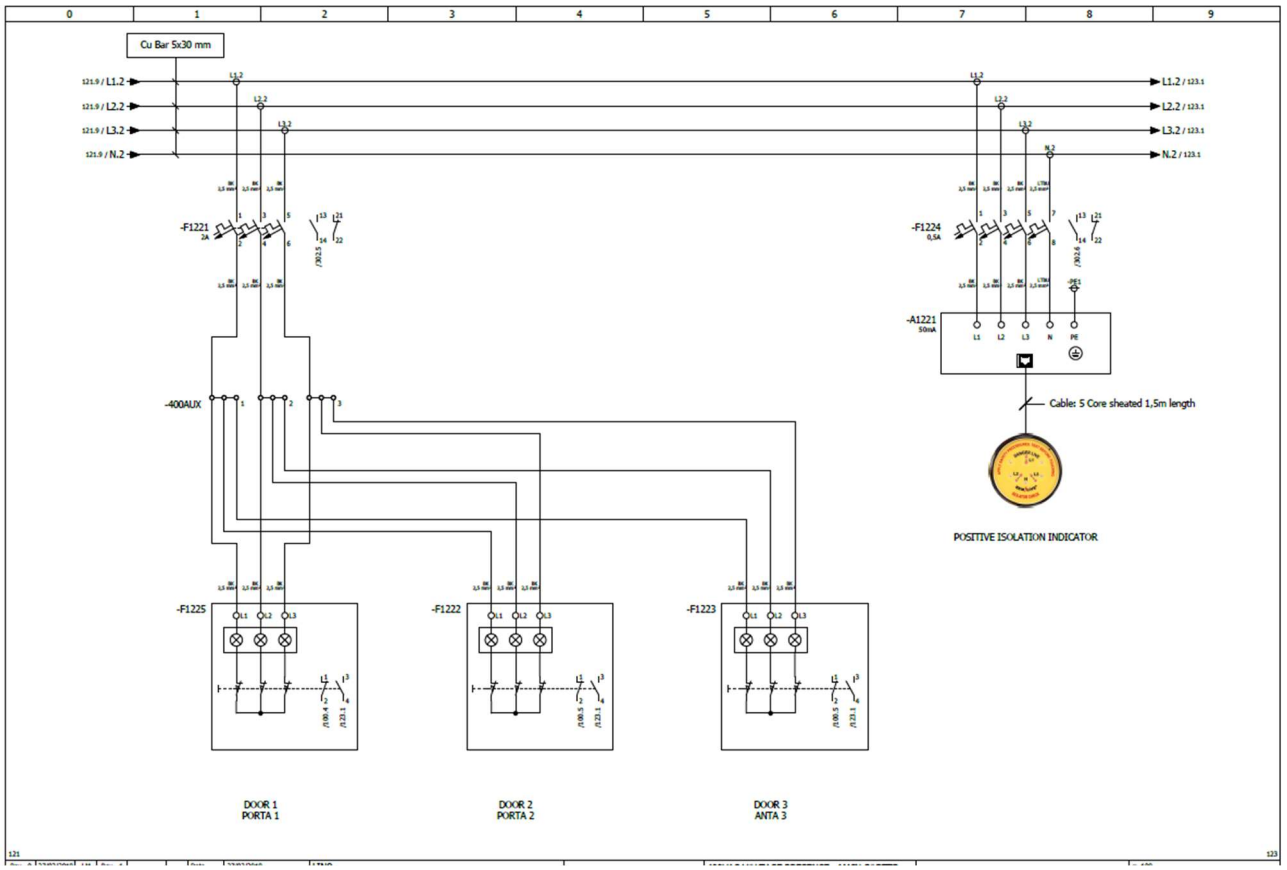
Cu Bar 5x30 mm
121.9 / L1.2
121.9 / L2.2
121.9 / L3.2
121.9 / N.2
L1.2 / 123.1
L2.2 / 123.1
L3.2 / 123.1
N.2 / 123.1
-F1221
2A
-F1224
0,5A
-A1221
30mA
-400AUX
Cable: 5 Core sheated 1,5m length
POSITIVE ISOLATION INDICATOR
-F1225
-F1222
-F1223
DOOR 1
PORTA 1
DOOR 2
PORTA 2
DOOR 3
ANTA 3
121
123

N0005
11.200.1.5

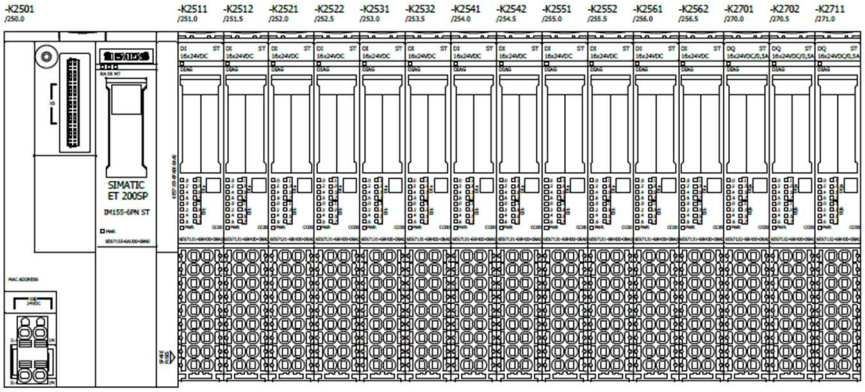

141 250

-K2511
/240.2
/301.0
/302.0
SIE.6ES7131-6BH00-0BA0+BU15-P16+A0+2D

ET 200SP SIEMENS
DI 16X24 VDC ST

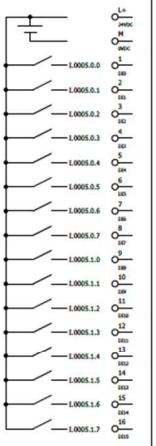

L+ 24VDC	/301.0		
M 0VDC	/301.0		
1.0005.0.0	/301.1	-P1011:14	CIRCUIT BREAKER TRIPPED 400VAC NETWORK ANALIZER INTERRUTTORE SCATTATO 400VAC STRUMENTO MULTIFUNZIONE
1.0005.0.1	/301.2	-P1021:14	CIRCUIT BREAKER TRIPPED 230VAC SORTER CONTROL CABINET INTERRUTTORE SCATTATO 230VAC QUADRO CONTROLLO SORTER
1.0005.0.2	/301.3	-P1022:14	CIRCUIT BREAKER TRIPPED 230VAC UPS INTERRUTTORE SCATTATO 230 VAC UPS
1.0005.0.3	/301.4	-P1401:14	CIRCUIT BREAKER TRIPPED 400VAC POWER SUPPLY 24VDC INTERRUTTORE SCATTATO 400VAC ALIMENTATORE 24VDC
1.0005.0.4	/301.5	-P1041:14	CIRCUIT BREAKER TRIPPED 24VDC R.U. SAFETY INTERRUTTORE SCATTATO 24VDC R.U. SAFETY
1.0005.0.5	/301.6	-P1042:14	CIRCUIT BREAKER TRIPPED 24VDC OUTPUT SAFETY INTERRUTTORE SCATTATO 24VDC USCITE SAFETY
1.0005.0.6	/301.8	-P1043:14	CIRCUIT BREAKER TRIPPED 24VDC INGRESSI SAFETY INTERRUTTORE SCATTATO 24VDC INGRESSI SAFETY
1.0005.0.7	/301.9	-P1044:14	CIRCUIT BREAKER TRIPPED 24VDC GATE POWER SUPPLY INTERRUTTORE SCATTATO 24VDC ALIMENTAZIONE CANCELLI
1.0005.1.0	/302.1	-T1401:14	POWER SUPPLY UNIT 24VDC OUT OF ORDER ALIMENTATORE 24VDC GUASTO
1.0005.1.1	/302.2	-P1051:14	CIRCUIT BREAKER TRIPPED 24VDC SAFETY SUPPLY VOLTAGE +PC1 - +PC7 INTERRUTTORE SCATTATO 24VDC ALIMENTAZIONE EMERGENZE +PC1 - +PC7
1.0005.1.2	/302.3	-P1071:14	CIRCUIT BREAKER TRIPPED 24VDC SAFETY SUPPLY VOLTAGE +PC8 - +PC12 INTERRUTTORE SCATTATO 24VDC ALIMENTAZIONE EMERGENZE +PC8 -
1.0005.1.3	/302.4	-P1201::1	CIRCUIT BREAKER TRIPPED 400VAC +MS1 INTERRUTTORE SCATTATO 400 VAC +MS1
1.0005.1.4	/302.5	-P1221:14	CIRCUIT BREAKER TRIPPED 400VAC VOLTAGE PRESENCE INTERRUTTORE SCATTATO ALIMENTAZIONE 400VAC PRESENZA DI TENSIONE
1.0005.1.5	/302.6	-P1224:14	CIRCUIT BREAKER TRIPPED SUPPLY 400VAC REMLIVE ISOLATION INDICATOR
1.0005.1.6	/302.8	-P1231:14	CIRCUIT BREAKER TRIPPED 230VAC CABINET FANS INTERRUTTORE SCATTATO 230 VAC VENTILATORI QUADRO
1.0005.1.7	/302.9	-P1232:14	CIRCUIT BREAKER TRIPPED 400VAC MAINTENANCE 70VDC INTERRUTTORE SCATTATO 400VAC MANUTENZIONE 70VDC

6ES7131-6BH00-0BA0 + BU15-P16+A0+2D

-K2512
/240.2
/303.0
/304.0
SIE.6ES7131-6BH00-0BA0+BU15-P16+A0+2B

ET 200SP SIEMENS
DI 16X24 VDC ST

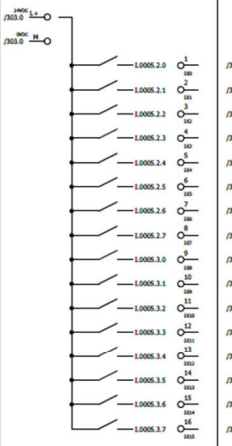

24VDC L+ /303.0			
0VDC M /303.0			
1.0005.2.0	/303.1	-F1251:14	CIRCUIT BREAKER TRIPPED 400VAC PERIPHERAL CABINET +PC1 INTERRUTTORE SCATTATO 400VAC QUADRO PERIFERICO +PC1
1.0005.2.1	/303.2	-F1252:14	CIRCUIT BREAKER TRIPPED 400VAC PERIPHERAL CABINET +PC2 INTERRUTTORE SCATTATO 400VAC QUADRO PERIFERICO +PC2
1.0005.2.2	/303.3	-F1253:14	CIRCUIT BREAKER TRIPPED 400VAC PERIPHERAL CABINET +PC3 INTERRUTTORE SCATTATO 400VAC QUADRO PERIFERICO +PC3
1.0005.2.3	/303.4	-F1254:14	CIRCUIT BREAKER TRIPPED 400VAC PERIPHERAL CABINET+PC4 INTERRUTTORE SCATTATO 400VAC QUADRO PERIFERICO +PC4
1.0005.2.4	/303.5	-F1261:14	CIRCUIT BREAKER TRIPPED 400VAC PERIPHERAL CABINET +PC5 INTERRUTTORE SCATTATO 400VAC QUADRO PERIFERICO +PC5
1.0005.2.5	/303.6	-F1262:14	CIRCUIT BREAKER TRIPPED 400VAC PERIPHERAL CABINET +PC6 INTERRUTTORE SCATTATO 400VAC QUADRO PERIFERICO +PC6
1.0005.2.6	/303.8	-F1263:14	CIRCUIT BREAKER TRIPPED 400VAC PERIPHERAL CABINET +PC7 INTERRUTTORE SCATTATO 400VAC QUADRO PERIFERICO +PC7
1.0005.2.7	/303.9	-F1264:14	CIRCUIT BREAKER TRIPPED 400VAC PERIPHERAL CABINET+PC8 INTERRUTTORE SCATTATO 400VAC QUADRO PERIFERICO +PC8
1.0005.3.0	/304.1	-F1271:14	CIRCUIT BREAKER TRIPPED 400VAC PERIPHERAL CABINET +PC9 INTERRUTTORE SCATTATO 400VAC QUADRO PERIFERICO +PC9
1.0005.3.1	/304.2	-F1272:14	CIRCUIT BREAKER TRIPPED 400VAC PERIPHERAL CABINET +PC10 INTERRUTTORE SCATTATO 400VAC QUADRO PERIFERICO +PC10
1.0005.3.2	/304.3	-F1273:14	CIRCUIT BREAKER TRIPPED 400VAC PERIPHERAL CABINET +PC11 INTERRUTTORE SCATTATO 400VAC QUADRO PERIFERICO +PC11
1.0005.3.3	/304.4	-F1274:14	CIRCUIT BREAKER TRIPPED 400VAC PERIPHERAL CABINET+PC12 INTERRUTTORE SCATTATO 400VAC QUADRO PERIFERICO +PC12
1.0005.3.4	/304.5	-F1412:14	CIRCUIT BREAKER TRIPPED 24VDC OUTPUTS INTERRUTTORE SCATTATO USCITE 24VDC
1.0005.3.5	/304.6	-S3041:4	FAILURE BY-PASS RESET
1.0005.3.6	/304.8	-S3042:4	BY-PASS FUNCTION FUNZIONE BY-PASS
1.0005.3.7	/304.9	-S3043:4	SORTER START ON SORTER CABINET START SORTER DA QUADRO SORTER

6ES7131-6BH00-0BA0 + BU15-P16+A0+2B

250 252

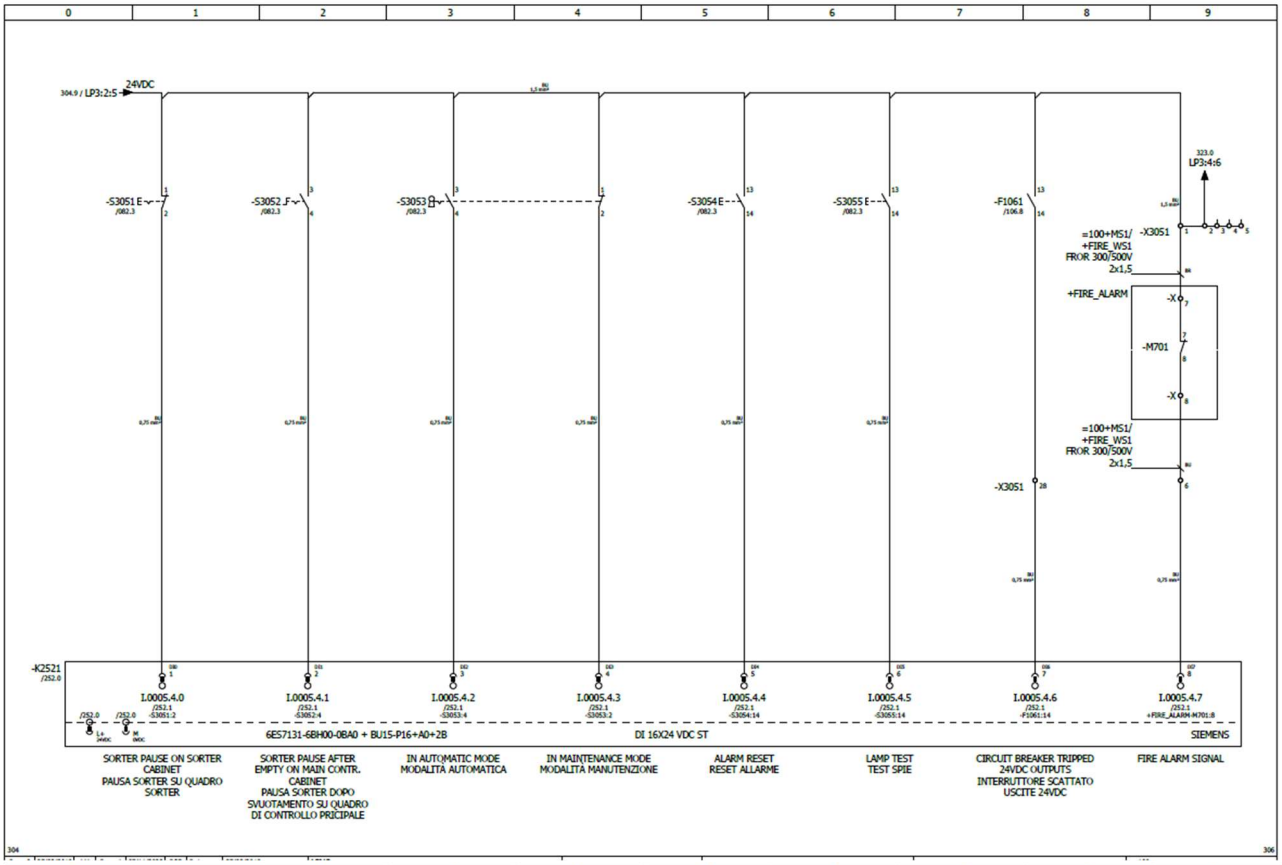
24VDC
-S3051 E
-S3052
-S3053
-S3054 E
-S3055 E
-F1061
-X3051
=100+MS1/
+FIRE_WS1
FROR 300/500V
2x1,5
+FIRE_ALARM
-M701
-K2521
I.0005.4.0
I.0005.4.1
I.0005.4.2
I.0005.4.3
I.0005.4.4
I.0005.4.5
I.0005.4.6
I.0005.4.7
6ES7131-6BH00-0BA0 + BU15-P16+A0+2B
DI 16X24 VDC ST
SIEMENS
SORTER PAUSE ON SORTER CABINET
PAUSA SORTER SU QUADRO SORTER
SORTER PAUSE AFTER EMPTY ON MAIN CONTR. CABINET
PAUSA SORTER DOPO SVUOTAMENTO SU QUADRO DI CONTROLLO PRICIPALE
IN AUTOMATIC MODE
MODALITÀ AUTOMATICA
IN MAINTENANCE MODE
MODALITÀ MANUTENZIONE
ALARM RESET
RESET ALLARME
LAMP TEST
TEST SPIE
CIRCUIT BREAKER TRIPPED 24VDC OUTPUTS
INTERRUTTORE SCATTATO USCITE 24VDC
FIRE ALARM SIGNAL

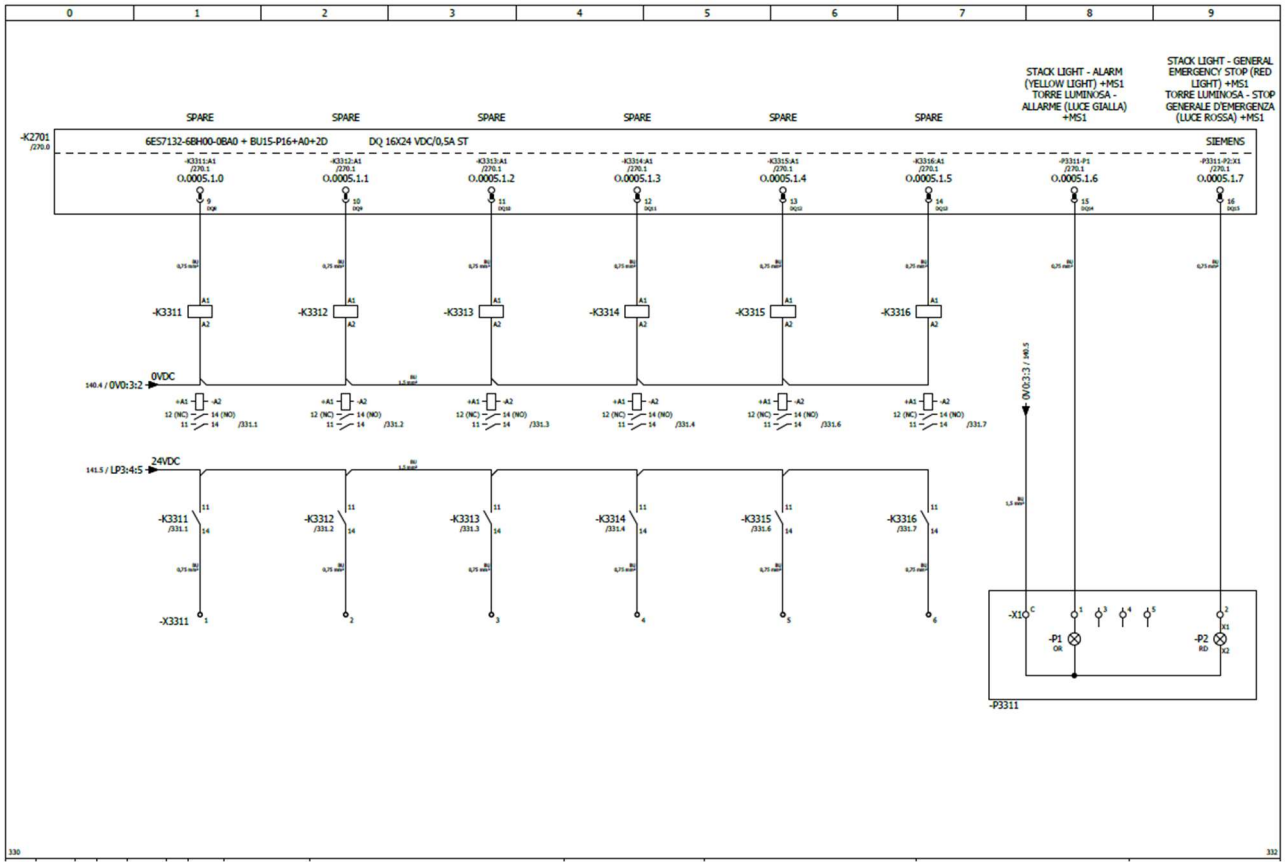
SPARE
STACK LIGHT - ALARM (YELLOW LIGHT) +MS1
TORRE LUMINOSA - ALLARME (LUCE GIALLA) +MS1
STACK LIGHT - GENERAL EMERGENCY STOP (RED LIGHT) +MS1
TORRE LUMINOSA - STOP GENERALE D'EMERGENZA (LUCE ROSSA) +MS1
-K2701
6ES7132-6BH00-0BA0 + BU15-P16+A0+2D
DQ 16X24 VDC/0,5A ST
SIEMENS
O.0005.1.0
O.0005.1.1
O.0005.1.2
O.0005.1.3
O.0005.1.4
O.0005.1.5
O.0005.1.6
O.0005.1.7
-K3311
-K3312
-K3313
-K3314
-K3315
-K3316
0VDC
24VDC
-P1
-P2
-P3311

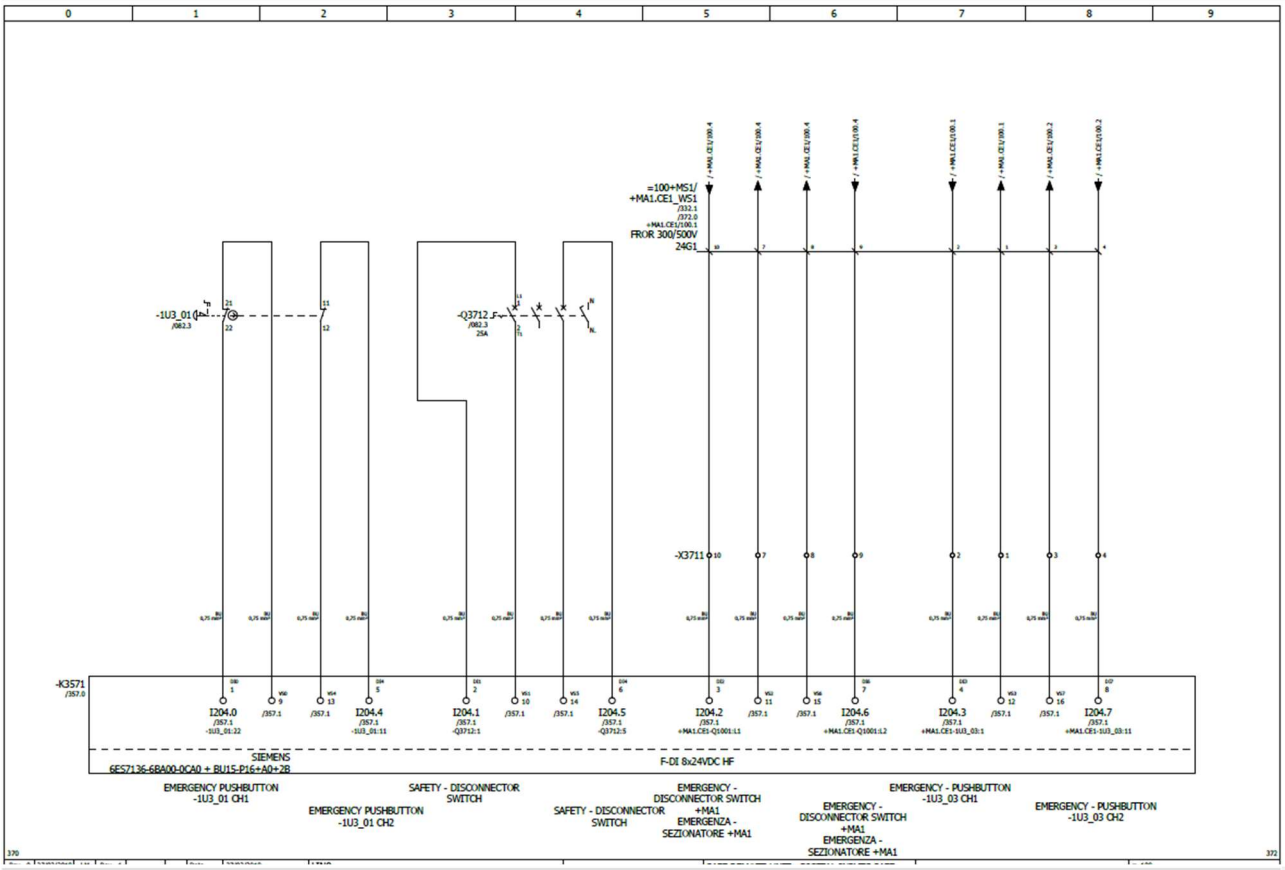
=100+MS1/
+MA1.CE1_WS1
FROR 300/500V
24G1
-1U3_01
-Q3712
-X3711
-K3571
I204.0
I204.1
I204.2
I204.3
I204.4
I204.5
I204.6
I204.7
SIEMENS
6ES7136-6BA00-0CA0 + BU15-P16+A0+2B
F-DI 8x24VDC HF
EMERGENCY PUSHBUTTON
-1U3_01 CH1
EMERGENCY PUSHBUTTON
-1U3_01 CH2
SAFETY - DISCONNECTOR
SWITCH
SAFETY - DISCONNECTOR
SWITCH
EMERGENCY -
DISCONNECTOR SWITCH
+MA1
EMERGENZA -
SEZIONATORE +MA1
EMERGENCY -
DISCONNECTOR SWITCH
+MA1
EMERGENZA -
SEZIONATORE +MA1
EMERGENCY - PUSHBUTTON
-1U3_03 CH1
EMERGENCY - PUSHBUTTON
-1U3_03 CH2

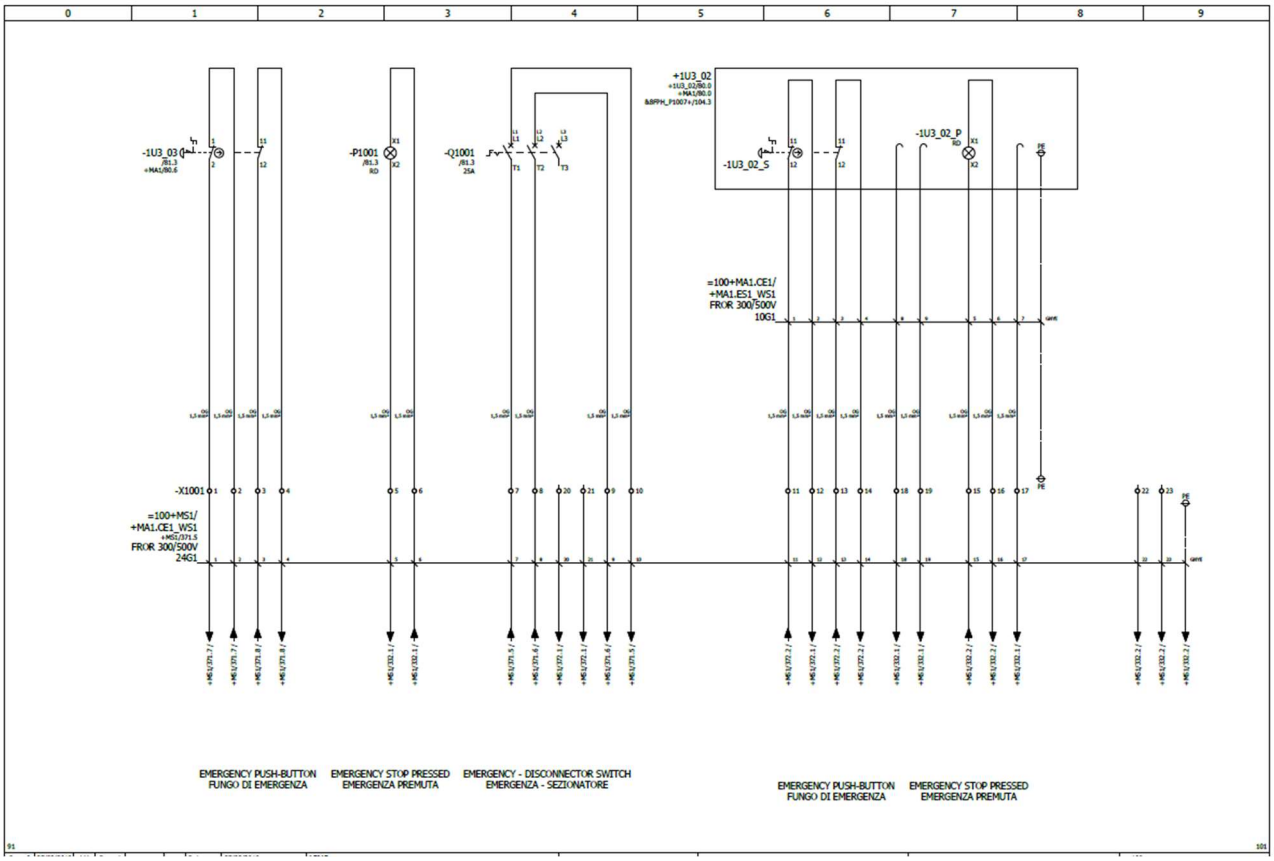
-1U3_03
-P1001
-Q1001
+1U3_02
-1U3_02_S
-1U3_02_P
=100+MA1.CE1/
+MA1.ES1_WS1
FROR 300/500V
10G1
-X1001
=100+MS1/
+MA1.CE1_WS1
FROR 300/500V
24G1
EMERGENCY PUSH-BUTTON
FUNGO DI EMERGENZA
EMERGENCY STOP PRESSED
EMERGENZA PREMUTA
EMERGENCY - DISCONNECTOR SWITCH
EMERGENZA - SEZIONATORE
EMERGENCY PUSH-BUTTON
FUNGO DI EMERGENZA
EMERGENCY STOP PRESSED
EMERGENZA PREMUTA

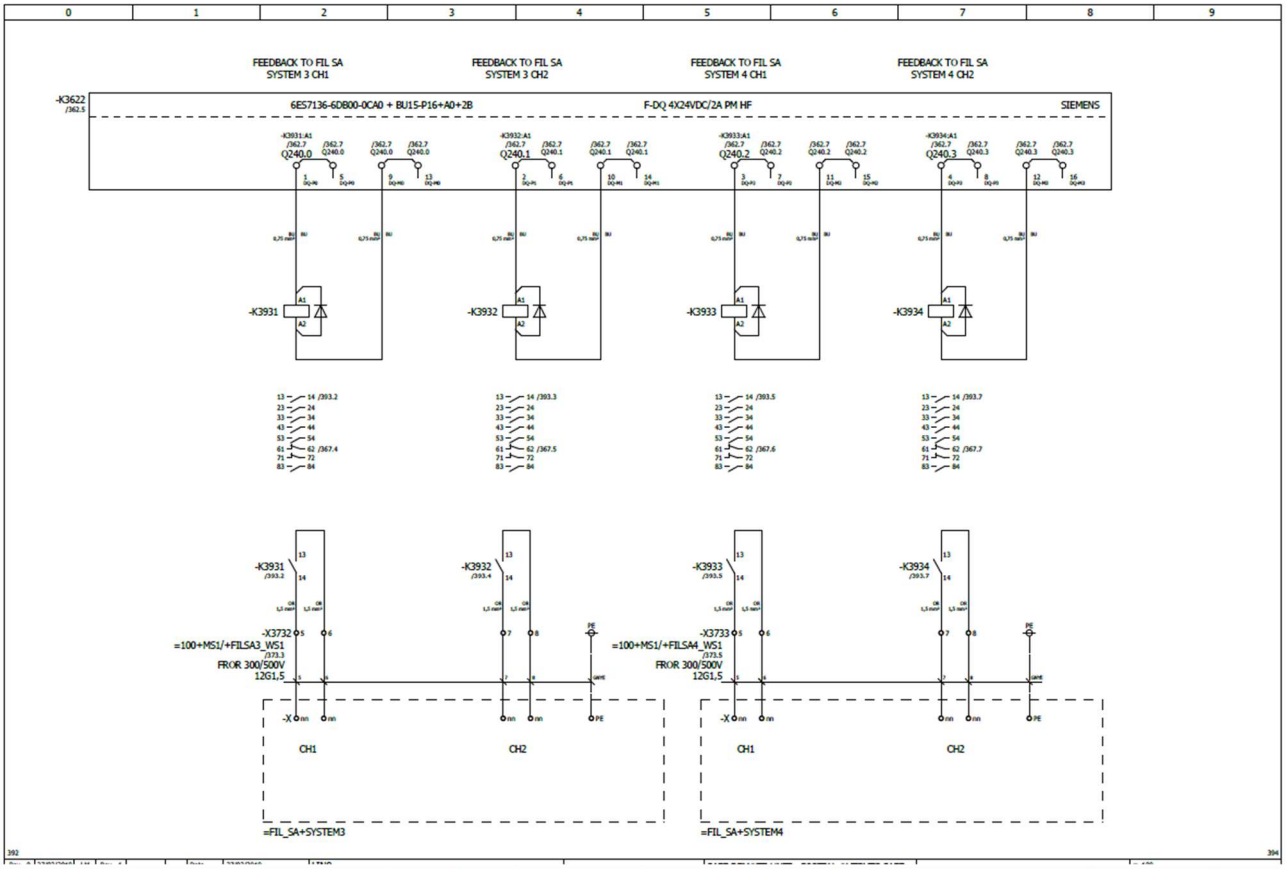

Terminal diagram Schema morsetti

Function text											Terminal strip Morsettiera -X1051 External Esterno Target designation Designazione destinazione	Connection point Attacco	Wire	Terminal Morsetto	Jumper Ponticello	Wire	Cross-section [mm] Sezione [mm]	Internal Interno Target designation Designazione destinazione	Connection point Attacco						Page / column Pagina/Colonna
		=100+MS1/+PC1_WS1 FROR 300/500V SG4	=100+MS1/+PC1_WS1 FROR 300/500V SG4	=100+MS1/+PC1_WS1 FROR 300/500V SG4	=100+MS1/+PC1_WS1 FROR 300/500V SG4	=100+MS1/+PC1_WS1 FROR 300/500V SG4	=100+MS1/+PC1_WS1 FROR 300/500V SG4	=100+MS1/+PC1_WS1 FROR 300/500V SG4	=100+MS1/+PC1_WS1 FROR 300/500V SG4	Cable name Nome cavo Cable type Tipo cavo										Cable name Nome cavo Cable type Tipo cavo					
PT 6									BN		+PC1-X1111	1		1			6	-F1051	2						&BFPH_Q0001/105.0
PT 6									BK		+PC1-X1111	2		2			6								&BFPH_Q0001/105.1
PT 6								BN			+PC2-X1111	1		3			6								&BFPH_Q0001/105.2
PT 6								BK			+PC2-X1111	2		4			6								&BFPH_Q0001/105.3
PT 6							BN				+PC3-X1111	1		5			6								&BFPH_Q0001/105.4
PT 6							BK				+PC3-X1111	2		6			6								&BFPH_Q0001/105.4
PT 6						BN					+PC4-X1111	1		7			6								&BFPH_Q0001/105.6
PT 6						BK					+PC4-X1111	2		8			6								&BFPH_Q0001/105.6
PT 6					BN						+PC5-X1111	1		9			6								&BFPH_Q0001/105.8
PT 6					BK						+PC5-X1111	2		10			6								&BFPH_Q0001/105.8
PT 6				BN							+PC6-X1111	1		11			6								&BFPH_Q0001/106.0
PT 6				BK							+PC6-X1111	2		12			6								&BFPH_Q0001/106.1
PT 6			BN								+PC7-X1111	1		13			6								&BFPH_Q0001/106.2
PT 6			BK								+PC7-X1111	2		14			6								&BFPH_Q0001/106.3
PT 6									GY		+PC1-X1111	3		15			6	-0VE	2:2						&BFPH_Q0001/105.1
PT 6									BU		+PC1-X1111	4		16			6								&BFPH_Q0001/105.1
PT 6								GY			+PC2-X1111	3		17			6								&BFPH_Q0001/105.3